


Reception remote learning pack - Week 2 (11 – 15th January 2021)

	Monday	Tuesday	Wednesday	Thursday	Friday
Literacy/Maths/ Topic	Lesson 1 – Writing 'Transport labelling' (see instructions below)	Lesson 2 – Maths 'One more One less' (see instructions below)	Lesson 3 – Maths 'Counting' (see instructions below)	Lesson 4 – PSED 'What makes me feel happy' (see instructions below)	Lesson 5 – RE Who Is Special To You? Who Is Particularly Special To Christians?
Phonics	Sound 's' https://www.youtube.com/watch?v=nLqMDXWFtXs	Sound 'a' https://www.youtube.com/watch?v=A-2SNtGeodQ	Sound 't' https://www.youtube.com/watch?v=wdYxh-23INc	Sound 'p' https://www.youtube.com/watch?v=bBIZBegHqsE	Review of the week https://www.youtube.com/watch?v=CikJwyc_SOpQ
Daily reading	https://www.oxfordowl.co.uk (See login details below)	https://www.oxfordowl.co.uk (See login details below)	https://www.oxfordowl.co.uk (See login details below)	https://www.oxfordowl.co.uk (See login details below)	https://www.oxfordowl.co.uk (See login details below)
Physical Development	Cosmic yoga – Frozen https://www.youtube.com/watch?v=xlgO52EKMtk	Jack Hartmann (Fitness & counting) https://www.youtube.com/watch?v=OTgl_tF3PMOc	Drawing https://www.bbc.co.uk/cbeebies/makes/draw-along-with-evie?collection=cbeebies-house-makes	Funky fingers https://www.youtube.com/watch?v=leXjExchTLA	Cosmic yoga – Bear hunt https://www.youtube.com/watch?v=KAT5NiWHFIU
Other learning activities	Maths counting game https://www.topmarks.co.uk/learning-to-count/underwater-counting	Story time (Topic related) https://www.youtube.com/watch?v=siy2DbRt+dZ8	Junk modelling Use at home recycling to make a form of transport 	Maths ordering numbers game https://www.bbc.co.uk/bitesize/topics/zjkphbk/articles/zd4b382	Number blocks https://www.bbc.co.uk/iplayer/episode/bObp2qlb/numberblocks-series-3-flatland

ZOOM links - Reception Class online learning timetable

I will check in with the children every day at 2 o'clock on Zoom, please use these links to access the meetings. They will also have a music and Spanish lesson every Tuesday via Zoom, find the links and times below.

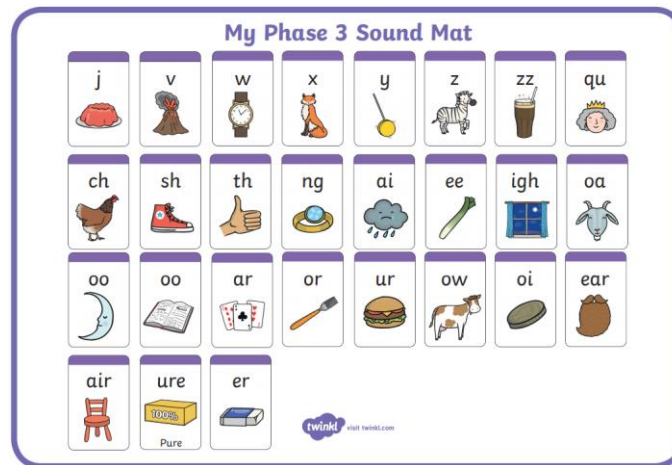
	Start time	Online activity	Adult teaching	Zoom meeting link	Zoom meeting ID	Password
Monday	14:00	Writing and Phonics	Miss Mackay			
Tuesday	11:00	Music	Miss Reeves			
Tuesday	9:45	Spanish	Senior Enrique			
Tuesday	14:00	Maths	Miss Mackay			
Wednesday	14:00	Story time	Miss Mackay			
Thursday	14:00	Phonics	Miss Mackay			
Friday	14:00	Story time	Miss Mackay			

- All lessons will be between 15 and 30 minutes long.
- Please have some writing paper and a pencil available in our writing and phonics lessons.

Lesson 1 – Writing

Using your phonics mats sound out and write labels for these forms of transport. I have only used phonics sounds that the children have learnt in school and know. If you feel your child needs to re-cap the phonics sounds before writing (good idea), please watch and sing our jolly phonics songs, here is the link.

<https://vimeo.com/106231366>



To use our phonics in writing we must first say the word "bus", then sounds it out "b – u – s", writing each sound down and then say it.

Here is an example of sounding out and writing the word bus.



b u s

Now have a go at sounding out and writing labels for these forms of transport. Encourage the children to have a go all by themselves, give them help when they need but our focus is to work towards them becoming independent writers.




• • •



• — •



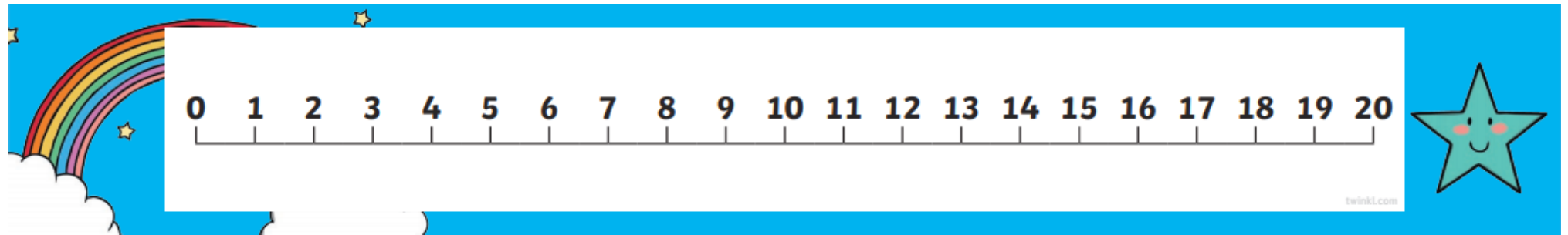
Lesson 2 – Maths



One more / one less

Use the number blocks characters to practise counting.

- First count to 10 forwards and backwards.
- By the end of Reception the children need to be able to confidently state one more and one less than any number to 20. Challenge your children by asking them questions like “what is one more than 6? What is one less than 9?” The children can use the number blocks characters or create a number line to 20 to help them answer.

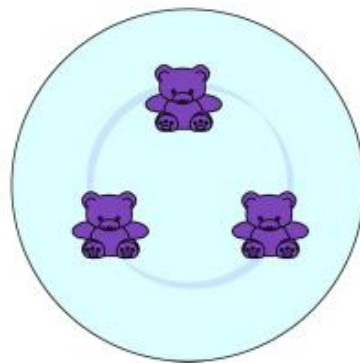
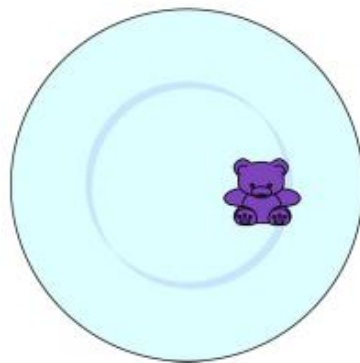
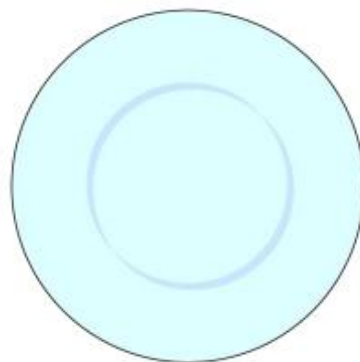
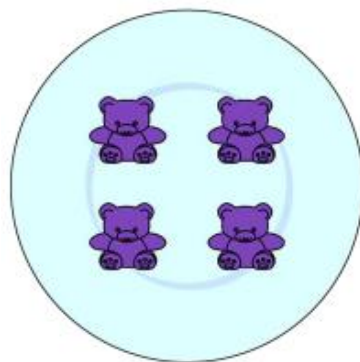
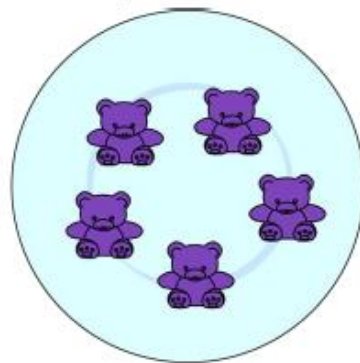



I would suggest this one more/one less activity is done every day for a short time. All our lessons/activities are better kept short and fun but repeated regularly – this is how we do learning in school.

Lesson 3 – Maths - Counting


Sets of identical objects:

'How many bears are there on each tray?'



Use this sentence when counting, "one, two, three. There are 3 bears"

Counting an arrangement of objects.



How many pears are there?

How many strawberries are there?

How many bananas are there?

How many potatoes are there?


Lesson 4 – PSED

Things that make me happy.

Let's brighten up our day by thinking about all the things that make us feel happy. Draw a picture of 3 things that make you feel happy. Any drawing a child does is a fantastic opportunity to add writing, maybe they could add labels to their drawing.

Here are 3 things that make Miss Mackay happy – pizza, watching football and doing yoga.

What are the 3 things that make you feel happy?



Lesson 5 – RE

Who Is Special To You? Who Is Particularly Special To Christians?

Look at photographs and talk about the people who are special to your child.

Ask your child these questions:

Who is special to you and why are they special to you? What is special about them?

What do you like about them the most?


How do they make you feel?

Show an image of Jesus. Who do you think this is? Who do you think he is special to? Why?

Introduce the Christian focus that Jesus is a special person for Christians.

Activity:

Paint a picture of your special person



Daily reading

<https://www.oxfordowl.co.uk/login?active-tab=students>

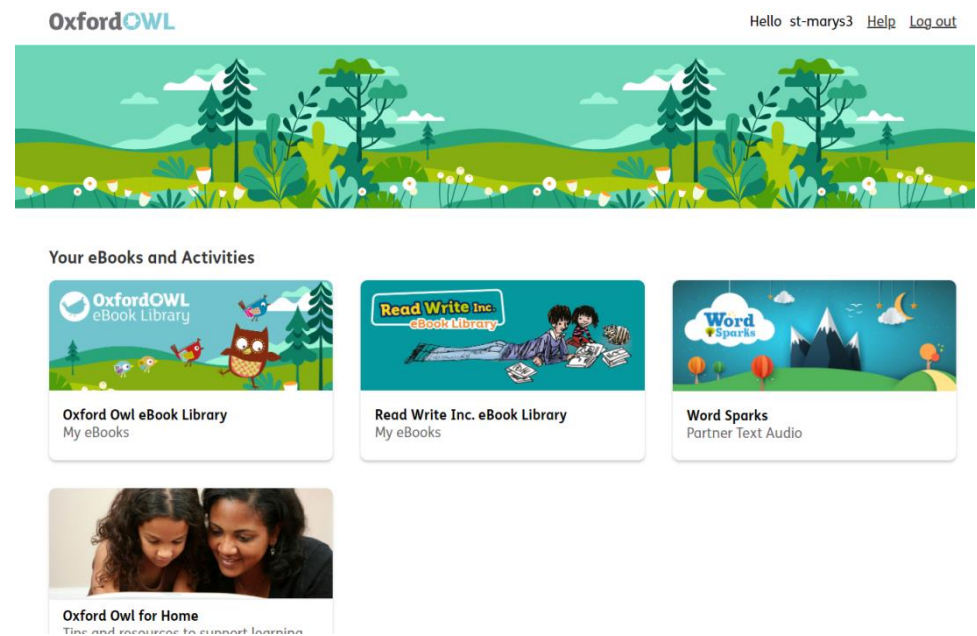
Use these ebooks to read with your child at home every day. They are levelled reading books and are exactly what the children need to be reading at this time to help them learn to read.

Where possible the children should be using their phonics sounds to sound out a word, then blend the sounds together to read the word. Example "c-a-t, cat".

As there are not huge numbers of books so please start on the PINK level reading books and work your way through them until they get too difficult. Read each book more than once, remember to ask questions and make sure children can recall what happens in the book – very important.

Reception class user name: st-marys3

Password: School123



The screenshot shows the Oxford Owl website interface. At the top left is the "OxfordOWL" logo, and at the top right is the user name "Hello st-marys3" with links for "Help" and "Log out". Below the header is a decorative banner with a green landscape, trees, and flowers. Underneath the banner is the heading "Your eBooks and Activities". There are three main tiles: "Oxford Owl eBook Library My eBooks" featuring an owl, "Read Write Inc. eBook Library My eBooks" featuring two children reading, and "Word Sparks Partner Text Audio" featuring a mountain scene. At the bottom, there is a tile for "Oxford Owl for Home" with a photo of two children reading together and the text "Tips and resources to support learning".