

Nursery remote learning – Week 4 (25th – 29th January 2021)

All Zoom links have been email/text to parents

	Time	Online activity	Teacher
Monday	2:00	Phonics	Miss Singleton
Tuesday	9.45 – 10.15	Spanish	Senor Enric
Tuesday	11-11.20	Music	Miss Reeves
Tuesday	2:00	Topic Storytime	Miss Singleton
Wednesday	2:00	Story time	Miss Singleton
Thursday	2:00	Phonics	Miss Singleton
Friday	2:00	Story time	Miss Joseph


	Monday	Tuesday	Wednesday	Thursday	Friday
Literacy/Communication & language/PSED	<p>Literacy task 1: Label a car! Using the template below label a car.</p> <p>*See below</p>	<p>Literacy task 2: Writing sounds Practice writing the first 2 sounds we have learnt? 's' and 'a' – Can you copy some words that have those sounds in from your favourite book?</p>	<p>Communication & Language: Role play going on holiday – Using an old suitcase or a bag pretend you are going on holiday and pack all the things you will need. Tell you adult why you think you need them. Where would you travel to?</p>	<p>RE: What made Jesus a Special child for Christians?</p> <p>Watch the link below of Jesus in the temple and see the task below.</p> <p>https://www.youtube.com/watch?v=j2vH6h8JR4k</p> <p>*See below</p>	<p>PSED: What I like and what I do not like. Make a list with your adult about all the things you like and do not like. You can pick things like food, colours, games, toys, activities, and books!</p>
Maths/Topic	<p>Maths task 1: Shape walk – Go for a walk and see how many shapes you can see – What shape are most buildings? Can you spot any circle windows? What shapes are the roofs of houses? Can you spot any diamond shapes? When you get back from your walk draw a picture of all the shapes you saw!</p>	<p>Maths task 2: Writing numbers – Copy the numbers from the page below.</p> <p>What number is your age? Can you find that many objects to go with that number?</p> <p>*see below</p>	<p>Topic - Transport: Wheel painting – Using some toy cars, trains, boats, or any type of toy vehicle you have at home, dip the wheels/ bottom into some paint and roll it across some paper. What pattern can you see? Are they all the same?</p>	<p>Maths: Number blocks - https://www.youtube.com/watch?v=tgxq5qj5Mgo</p> <p>Within Nursery our main counting focusses this term is to count from 1-5 confidently. Watch this video and then practice with your adult counting from 1-5.</p>	<p>Maths -Prepositions: Using a hat or any object can you put it: On top of your adult's head Behind your adult Next to your adult's ear Underneath your adult's chin Now you tell your adult where to put the object around your body using the same instructions above.</p>

<p>Physical development</p>	<p>Get moving: Dance along with this song about the different types of transport.</p> <p>https://www.youtube.com/watch?v=UQkoukyczT8</p>	<p>Fine motor: Peg play – Find some pegs and a wide bowl. How many pegs can you clip onto the bowl? Can you race your adult? Can you use the pegs to pick up small toys and put them in the bowls? How many did you put into the bowl?</p>	<p>Get moving: Travel to space with Comic Yoga -</p> <p>https://www.youtube.com/watch?v=d85dw-AcAaU</p>	<p>Get moving: Transport movement – asking your adult for help, chugg along like a train. Glide like a boat on the sea – watch out for the waves! Vroom along like a motorbike. Peddle like you are riding a bike.</p>	<p>Get moving: Sock basketball – Using rolled up socks and a bucket/bowl see how many socks you can throw into the bucket! Can you beat your adult?</p>
<p>Working together</p>	<p>Road rules: Using the template below sort out the safe and unsafe rules of crossing the road!</p> <p>*See below</p>	<p>Role play: Pick your favourite book and act it out with your adult. Perform it to an audience of your favourite toys!</p>	<p>Packed lunch -When you go on a long journey some people take a packed lunch. Have you ever taken a snack with you on a journey? Maybe on a train, bus, or car? What snacks did you take? Draw a picture of a healthy packed lunch you would take. Ask your adult to help label your packed lunch.</p>	<p>Expressive arts and design: Get an A4 piece of paper and decorate all of one side of it. Make sure you leave no white bits! Then ask your adult to follow the instructions below and make a paper aeroplane with it. See how far you can throw it.</p> <p>*see below</p>	<p>Cutting skills: Magazine snip – With an adult present, cut out your favourite pictures from a magazine. Tell your adult what you like about them. You can stick them down and label them too!</p>

Literacy task 1 – Labelling parts of a car

Using the words: **lights**, **windshield**, **window**, **tire**, and **bumper**

Use the template to label a car. You could draw a picture of your own car and label that!



Road rules task -



Safe

Unsafe

- Running across the road.
- Looking both ways before crossing a road.
- Crossing the middle of a busy road.
- Using the Zebra crossing to cross the road.

- Stopping in the middle of the road.
- Holding an adult's hand when crossing the road.

Number writing task -



RE Task – What made Jesus a special child for Christians?

Have you ever been lost? What happened? How did you feel? How would your parent feel if you were lost?

After watching the clip above discuss why Jesus went to the temple and what happened with your adult.

Christians believe that Jesus was able to teach and feel safe in the temple because they believe he is God's son. Jesus sees the temple as his home.

Draw a picture of a place you feel safe, it could be your home, school, church, or temple.



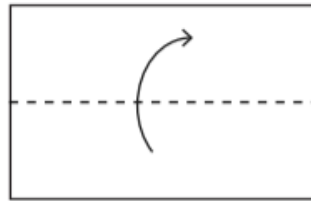
How to Make a Paper Aeroplane

1



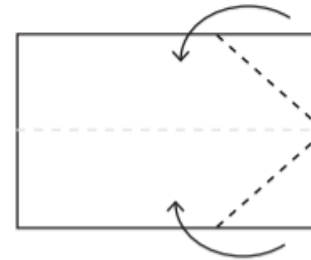
You will need a piece of A4-sized paper.

2



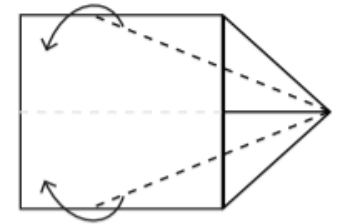
Make a line in the centre by folding the paper in half longways then opening it out flat.

3



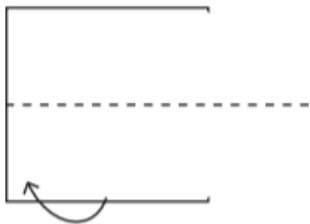
Fold in two of the corners so they meet at the centre fold.

4



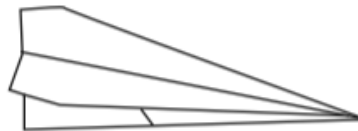
Fold the outer edges in again to meet at the centre fold.

5



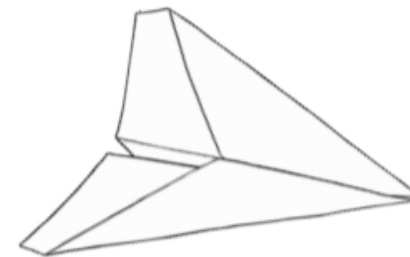
Turn the paper over and then fold it in half in the middle.

6



Fold down the wings on each side so that they meet with the bottom of the plane.

7



Your plane is ready to fly! How far can you make it go?