







Year 2 Homework:

Wednesday 6th April

<p align="center">Spelling</p>	<p>We are going to be working on words with the suffix – ful. Practise and learn your spellings off by heart using the look, say, cover, write and check and then choosing any activities from the spelling grid.</p>
	<p align="center">Task</p>
<p align="center">Maths</p>	<p>Time: Tell and write the time to 5 minutes <u>How many minutes are there in an hour?</u> <u>How many hours are there in a day?</u></p> <p>Task 1: Test your knowledge with this quiz! https://www.educationquizzes.com/ks1/maths/year-2-time-telling-the-time-to-the-quarter-hour/</p> <p>Task 2: Write the times of these clocks underneath</p> <hr/> <div style="display: flex; justify-content: space-around; align-items: center;"> <div style="text-align: center;">  <p>_____</p> </div> <div style="text-align: center;">  <p>_____</p> </div> <div style="text-align: center;">  <p>_____</p> </div> </div> <p>E.g. 10 minutes past 2.</p> <hr/> <div style="display: flex; justify-content: space-around; align-items: center;"> <div style="text-align: center;">  <p>_____</p> </div> <div style="text-align: center;">  <p>_____</p> </div> <div style="text-align: center;">  <p>_____</p> </div> </div> <p>Task 3: Draw a clock with hands to show these times:</p> <ol style="list-style-type: none"> 1. 3:05pm 2. 4:20pm 3. 1:30pm 4. 10:00am 5. 9:50am <p>What does am and pm mean?</p>
<p align="center">English</p>	<p>The Hodgeheg by Dick King-Smith – Writing a Diary Entry from Max</p> <p>Monday – Look at the example Diary Entries and list what features you can see.</p> <p>Tuesday – Time connectives: Highlight all the time connectives in the example Diary of an Astronaut. Can you change any of the sentences to include Time Connectives to make it more interesting?</p> <p>Wednesday – Plan a Diary Entry from Max’s point of view. What did he see and do at the road crossing?</p> <p>Thursday – Write a Diary Entry from Max’s point of view.</p>

<p>Topic</p>	<p>Living and their Habitats: How do we know if things are living or non-living?</p> <p>M- Movement R- Respiration S- Sensitivity</p> <p>G- Growth R- Reproduction E- Excretion N- Nutrition</p> <p>Many non-living things have never been alive. Items such as rocks, plastic, glass and sand. Some non-living things have once been part of a plant or a living animal.</p> <p>In your books, draw an item of a living, non-living, dead and never been alive item and give your reasoning.</p> <div data-bbox="469 689 1066 1196" style="border: 1px solid black; height: 226px; width: 374px; margin: 10px auto;"></div> <p>Is it living, dead or has it never been alive?</p> <p>_____</p> <p>How can you tell? Give three reasons:</p> <p>1. _____ _____</p> <p>2. _____ _____</p> <p>3. _____ _____</p>
<p>RE</p>	<p>Judaism: To understand why Jews celebrate Sukkot:</p> <p>Every year, Jewish people have a 7 day festival to celebrate Sukkot. They build sukkahs to celebrate the blessings God gives to them.</p>



<https://www.youtube.com/watch?v=SRHkgWGyn4Y&vl=en>

Have a think about the journey of Moses and the Israelites across the desert and God creating a Sukkah for them.

Let's think as if we were going on that journey.

Why you tired?

What do you wish for?

How do you feel?

What are you thankful for?

Spanish

Hola,

Let's refresh the days of the week:

<https://www.youtube.com/watch?v=C4fREj60Crk>

Guess the days of the week in Spanish:

40.- Read the days of the week.

L M N J V S D
 U R I E I A O
 N R C E R B I
 E T E V E N A N
 S S S S S O O

41.- Complete this crossword with the days of the week.

M _ _ _ _ _ L _ _
 _ _ _ R _ _ _ _ _
 _ _ _ _ _ V _ _ _
 _ _ _ _ _ G O

42.- The letters of the days of the week have got muddled up. Put them in the correct order and translate them into English.

	SPANISH	ENGLISH
- SLNUE	LUNES	MONDAY
- MGIODNO	_____	_____
- EVRESIN	_____	_____
- DSOAAB	_____	_____
- EJVUSE	_____	_____
- RCLDOMSIE	_____	_____
- TARSEM	_____	_____

43.- Find the seven days of the week in Spanish in this word search.

Q	J	U	E	V	E	S	R	V	W
D	I	W	U	R	I	C	T	J	S
O	N	M	E	S	E	N	U	L	R
M	C	A	O	S	H	O	O	T	D
I	O	R	I	F	K	N	D	J	B
N	R	T	O	D	A	B	A	S	Q
G	S	E	I	S	U	P	R	K	T
O	D	S	F	A	G	W	F	D	R
S	E	N	R	E	I	V	D	S	H
P	S	E	L	O	C	R	E	I	M




44.- Draw what you do on two days of the week, and write those days in Spanish underneath.

Additional resources to review:

<https://rockalingua.com/songs>

This website carries on teaching online lesson every Tuesday, Wednesday and Friday at 5 pm. You can join it clicking in below link:

<https://vimeo.com/event/28458>

Music	See separate homework file for MUSIC
PE	Follow P.E with Joe Wicks on YouTube https://www.youtube.com/playlist?list=PLyCLOPd4VxBvD7ogmmPLJXYA1q0gFF3pe
History	<p>VE day: What is VE day?</p> <p>VE stands for Victory in Europe Day. A day that marks the end of World War Two.</p> <p>https://www.bbc.co.uk/newsround/48201749</p> <p>Lots of people celebrated by designing special cups.</p> <div style="display: flex; justify-content: space-around;">   </div> <p>Can you design your own teacup?</p> <p style="text-align: center;">VE Day Teacup Design</p> <p style="text-align: center;">Design your own VE Day cup. Think about your design and make sure it is bright and eye-catching. You could include flags, important buildings or people who were involved in the Second World War.</p> 

Notes/reminders:

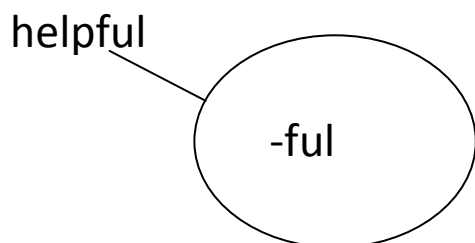
Please upload all your work on to the Class Google Drive. There is a folder named STUDENT WORK. You can add a new file using the + button on the top left and create a file with the student's name.

<https://drive.google.com/>

Username: year2@st-marys.hackney.sch.uk

Password: greencar75

Create a brainstorm in your books using the above headings and listing your own words. It can look like the brainstorm below:



Spellings test date: 13.05.20

These words are adding the suffix *-ful* to the end of a verb to change it to an adjective. Please practice them daily using the look, cover, write check method and then choosing activities from the spelling grid that is in the homework book or uploaded onto Google Drive.

WORD	1	2	3	4	5	6
helpful						
truthful						
forgetful						
mouthful						
painful						
careful						
fearful						
mouthful						

Example Diary Entry: Look at its features e.g. Date, Time words.

Dear Diary,

Today has been great! It was my birthday today and I got a lot of presents from my friends and family. My favourite was a big, green dinosaur. After I opened all my presents I went to my friend Paul's house and we played football.

Then my mum came to pick me up and take me to my Grandma's house for a birthday meal. Next we went to visit my sister, we had to drive for a very long time. My sister made me a yummy chocolate cake and I had two slices!

Finally we went back home to go to bed. It was past my bedtime and very dark!

Peter

Find the time words in the diary:

Diary of an Astronaut

Monday 23rd June 2079, 9.15 p.m.

Dear diary,

It is day 149 of my space mission. I am missing Earth a lot today, especially trees and gravity! But even though I am homesick, I know I must continue on my important mission.



First, I woke up and put on my special space suit. It is a bit lonely on the spacecraft so next, I talked to my computer and some of the robots who help me. Sadly, they just aren't the same as people!

Then, I tested some of the rocks I had collected the other day on Saturn's moons. They are very interesting, but I will have to wait a long time for the results.

After that, I drove the spacecraft around and looked at the amazing view. There really is nothing like seeing planets from space, the colours are incredible. The most exciting thing I saw was what looked like a flying saucer zooming past one of the spacecraft windows. I was sure I saw two aliens inside but I must be imagining things!

For dinner I ate some freeze-dried food. It doesn't look great but it tastes OK. One more day of my mission done. I hope it's not too long until I return to Earth!



Bob the astronaut