
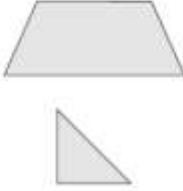











Year 2 Homework:

Wednesday 27th April

Spelling	We are going to be working on words with the suffix – en. Practise and learn your spellings off by heart using the look, say, cover, write and check and then choosing any activities from the spelling grid.
-----------------	---

Task

Maths	<p>Review:</p> <div style="display: flex; flex-wrap: wrap; justify-content: space-between;"> <div style="width: 23%; border: 1px solid red; padding: 5px; margin-bottom: 5px;"> <p>Section 1 Fill in the missing boxes: $2 \times 6 = \square$ $6 \div 2 = \square$ $\square \div 2 = 6$</p> <p>Write the last division number sentence in the pattern. $\square \div \square = \square$</p> </div> <div style="width: 23%; border: 1px solid purple; padding: 5px; margin-bottom: 5px;"> <p>Section 3 What number would the arrow be pointing to?</p>  <p style="text-align: right;"><input style="width: 40px;" type="text"/></p> </div> <div style="width: 23%; border: 1px solid orange; padding: 5px; margin-bottom: 5px;"> <p>Section 5 Draw a line of symmetry on each shape.</p>  </div> <div style="width: 23%; border: 1px solid green; padding: 5px; margin-bottom: 5px;"> <p>Section 6 Put a circle around all the words that mean +</p> <table style="width: 100%; border-collapse: collapse;"> <tr> <td style="padding: 2px;">subtract</td> <td style="padding: 2px;">minus</td> </tr> <tr> <td style="padding: 2px;">total</td> <td style="padding: 2px;">total</td> </tr> <tr> <td style="padding: 2px;">multiply</td> <td style="padding: 2px;">sum of</td> </tr> <tr> <td style="padding: 2px;">less than</td> <td style="padding: 2px;">altogether</td> </tr> <tr> <td style="padding: 2px;">add</td> <td style="padding: 2px;">plus</td> </tr> <tr> <td style="padding: 2px;">divide</td> <td style="padding: 2px;">equal</td> </tr> </table> </div> </div> <div style="display: flex; flex-wrap: wrap; justify-content: space-between; margin-top: 10px;"> <div style="width: 23%; border: 1px solid yellow; padding: 5px; margin-bottom: 5px;"> <p>Section 2 I think of a number. I double it. I subtract 4. My answer is 8. What was the number I was thinking of? <input style="width: 40px;" type="text"/></p> </div> <div style="width: 23%; border: 1px solid blue; padding: 5px; margin-bottom: 5px;"> <p>Section 4 Kaden is saving up to buy a toy Velociraptor. He needs £24. He has £12. How much more does he need to save? <input style="width: 40px;" type="text"/></p>  </div> <div style="width: 23%; border: 1px solid cyan; padding: 5px; margin-bottom: 5px;"> <p>Section 7 A gardener plants 5 rows of daffodil bulbs, and plants 6 in each row. How many daffodils will they have? <input style="width: 40px;" type="text"/></p> </div> <div style="width: 23%; border: 1px solid white; padding: 5px; margin-bottom: 5px;"> <p>Section 8 Name 3 things you might see which are the shape of a cuboid.</p> </div> </div> <p style="text-align: center; margin-top: 10px;">Answer these sections in your exercise book with the sections as headings.</p>	subtract	minus	total	total	multiply	sum of	less than	altogether	add	plus	divide	equal
subtract	minus												
total	total												
multiply	sum of												
less than	altogether												
add	plus												
divide	equal												

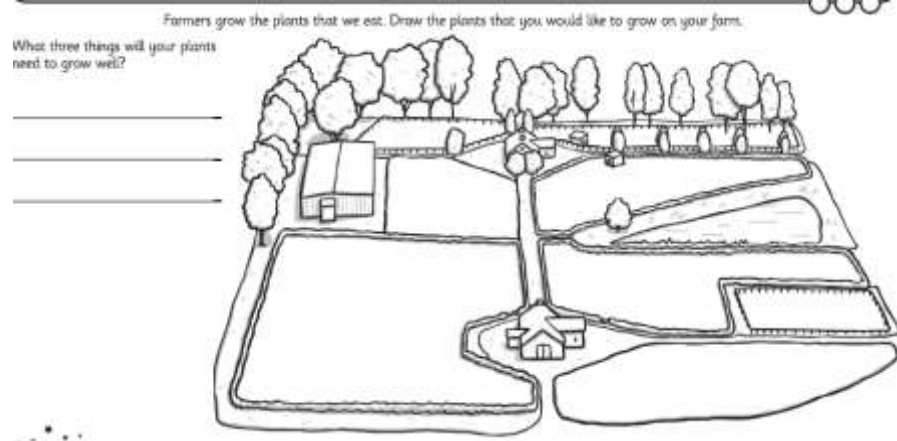
English	<p>Spelling and Grammar Review:</p> <div style="display: flex; flex-wrap: wrap; justify-content: space-between;"> <div style="width: 23%; border: 1px solid orange; padding: 5px; margin-bottom: 5px;"> <p>a Draw three lines to name the types of sentences.</p>  <p>What lovely little lambs skipping about! question</p> <p>There are two beautiful lambs. exclamation</p> <p>Do you like them? statement</p> </div> <div style="width: 23%; border: 1px solid green; padding: 5px; margin-bottom: 5px;"> <p>c Underline the adjectives in this sentence.</p> <p>Joseph thought the <u>crunchy</u>, <u>orange</u> carrots looked <u>delicious</u>.</p>  </div> <div style="width: 23%; border: 1px solid purple; padding: 5px; margin-bottom: 5px;"> <p>e Oops, Mr Whoops has made two punctuation mistakes. Help him by correcting his comma and apostrophe.</p> <p>Esme Zeba, and, Z'ebas dog travelled on the train on Thursday.</p>  </div> </div> <div style="display: flex; flex-wrap: wrap; justify-content: space-between; margin-top: 10px;"> <div style="width: 23%; border: 1px solid yellow; padding: 5px; margin-bottom: 5px;"> <p>b Circle the correct homophone for each picture.</p> <div style="display: flex; justify-content: space-around;"> <div style="text-align: center;">  son / sun </div> <div style="text-align: center;">  son / sun </div> </div> <div style="display: flex; justify-content: space-around; margin-top: 10px;"> <div style="text-align: center;">  ate / eight </div> <div style="text-align: center;">  ate / eight </div> </div> </div> <div style="width: 23%; border: 1px solid cyan; padding: 5px; margin-bottom: 5px;"> <p>d Change these words into nouns by adding the suffix -er or -ness.</p> <p style="text-align: center;">hike happy</p> <p>Remember, you may need to make changes.</p> <p>_____</p> <p>_____</p> </div> <div style="width: 23%; border: 1px solid pink; padding: 5px; margin-bottom: 5px;"> <p>f Extend this sentence using the conjunction 'but'. Write the whole new sentence in full.</p> <p>The steak was on the floor... </p> <p>_____</p> <p>_____</p> </div> </div> <p style="text-align: center; margin-top: 10px;">Answer these questions in your exercise books with letters (a,b,c etc) as headings.</p>
----------------	--

Topic

Living things: Plants we eat.



Task: Draw your own farm and what plants you would like to grow on it.



What three things will your plants need to grow?

Spanish

See separate homework file for MUSIC

Music

Samuel Pepys and the Great Fire of London Part 1:

<https://www.bbc.co.uk/teach/school-radio/history-great-fire-of-london-samuel-pepys-part-1/zrkdqct>

Click on the link and listen to part 1. As well as learning about the Great Fire of London, you will learn a song, rhythm patterns and get to listen to some of the instruments played back in the time when the fire happened.

PE

Follow P.E with Joe Wicks on YouTube

<https://www.youtube.com/playlist?list=PLYCLoPd4VxBvD7ogmmPLjXYA1q0gFF3pe>

Notes/reminders:

Please upload all your work on to the Class Google Drive. There is a folder named STUDENT WORK. You can add a new file using the + button on the top left and create a file with the student's name.

<https://drive.google.com/>

Username: year2@st-marys.hackney.sch.uk

Password: greencar75

Spellings test date: 03.06.20

This week we are practising adjectives that have the -en sound on the end to turn them into a verb.
Please practice them daily using the look, cover, write check method and then choosing activities from the spelling grid that is in the homework book or uploaded onto Google Drive.

WORD	1	2	3	4	5	6
brighten						
loosen						
tighten						
heighten						
darken						
deepen						
harden						
flatten						